

Faith Lutheran College Redlands

Annual Report 2022



Based on 2021 data



Welcome. Faith Lutheran College Redlands is an independent co-educational College for students from Preparatory to Year 12 which seeks to provide quality Christian education in a caring environment.

DISCOVER MORE ABOUT OUR COLLEGE COMMUNITY

Principal
Shane Altmann

College Council
Chair
Rod Cormack



This report has been produced by Faith Lutheran College, Redlands to meet reporting obligations of the Queensland and Australian Governments

June 2022

Our Students



Student Characteristics

- + Cultural background
- + Ethnicity
- + Indigenous



Social Climate

- + Pastoral Care programs
- + Anti-bullying programs
- + Other support programs



Learning Experiences

Christian Education

- + Regular times for school chapels
- + Class devotions
- + Christian Studies



Intensive Literacy

- + P-12 Learning Enrichment Co-Ordinator



Music

- + Instrumental lessons – Strings, Woodwind, Brass, Percussion, Voice, Keyboard.
- + Junior & Senior Ensembles & Choirs
- + Specialist workshops
- + Musicals



Sport

- + Inter-House, swimming, cross-country and athletics carnivals.
- + Active at Faith – Local Club Sports
- + District, Regional sporting competitions
- + Lunch-time Tournaments
- + Gym on Secondary Campus
- + Outdoor Fitness Equipment



LOTE

- + Japanese Year 2-12



Camp

- + Junior – Years 3-6
- + Secondary – Years 7-8
- + Year 6 & 9 – Mt Binga Outdoor Educational Experience



2021 Attendance Rate (%) by Year Level *

Prep – Year 6

91%	91%	91%	91%	91%	91%	91%
PREP	YEAR 1	YEAR 2	YEAR 3	YEAR 4	YEAR 5	YEAR 6

Year 7 – Year 12

91%	91%	91%	91%	91%	91%	91%
YEAR 7	YEAR 8	YEAR 9	YEAR 10	YEAR 11	YEAR 12	overall

* The average student attendance rate. Student's attendance at Faith Lutheran College Redlands is recorded each day. Parents/ caregivers are contacted if no advice/explanation has been given of a child's absence.

Retention Rate (%) Year 10 – Year 12 **


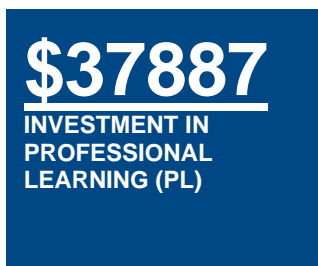


100%	100%	100%
2019	2020	2021

** Apparent Retention Rate

NAPLAN results are publicly available at <https://www.myschool.edu.au/> To find out more about our Students contact 3820 5500

The Faith Difference	Head Heart Hands	Innovation Excellence	Life Long Learners	Service Global Thinking	A dynamic Christian Learning Community
-----------------------------	-------------------------	------------------------------	---------------------------	--------------------------------	---

Our Staff



Level of Attainment	Number of Staff
Masters	4
Post Graduate Diploma/Certificate	19
Bachelor Degree	50
Diploma/Certificate	34

Staff Learning

Professional Learning opportunities are provided for both teaching and non-teaching staff. The Staff Development Program has been compiled to include support and growth in the following three areas:



Educational

- + Undertaking of the annual government legislated accountable training sessions and the Lutheran Church of Australia (LCA) mandated training sessions



Theological

- + Participation in regular worship and spiritual development workshops
- + Staff Professional Development including units from the 'Pathways' program
- + Encouragement for teaching staff to undertake the Graduate Certificate in Lutheran Education



Personal

- + Undertaking the development of a personal folio for Professional Development programs

To find out more about
Our Staff contact 3820 5500

Our Community



Lutheran schools in Queensland understand the important role parents play in the education of their children. Without a supportive home environment, the capacity of schools to maximise each child’s learning is limited. When teachers, parents and the community work together to support each child, the child thrives.

There are many ways that parents can assist their children to be successful in their learning journey within a Lutheran school.

✔ Voluntary Support

- + Classroom Help
- + Library Help
- + Working Bees
- + Building Assistance
- + Financial Gifts
- + Transport
- + Camp Helpers
- + Sport Coaches
- + Canteen Services

✔ Communication

- + Class Teacher’s emails
- + Fortnightly College Newsletter
- + Parent Information Booklet
- + Year Book
- + Prospectus
- + Facebook – College, P&F, Library, Sport, Groups for special activities and tours

✔ Participation

- + Class Events
- + Principal’s Tours
- + Special Evenings
- + Parent Interview Evenings
- + Information Evenings
- + Sporting Carnivals
- + Assemblies
- + Worship/Special Worship Services
- + Music and Sporting Events
- + Special Days

✔ Class Support

- + Sporting Program
- + Swimming Program
- + Reading Program
- + Excursions and Camps
- + Liaising with teachers regarding community facilities and events
- + Classroom Carers
- + Volunteer Induction

✔ Events Committee

- + Meetings are held regularly where parents are able to meet and discuss matters relating to community events.

✔ Funding

- + Find out more about Sources of School Funding at <https://www.myschool.edu.au/>

Parent Feedback

Parents are surveyed regularly. The survey provides the opportunity for parents to provide feedback across a broad range of areas. This information is used as part of the College’s commitment to continuous improvement.

How satisfied are you?

..with what your child is learning	4.4
..that your child is happy at school	4.5
..that your child feels safe at school	4.5
..that this is well resourced campus	4.4
..with the school grounds	4.5
..that the school makes you feel welcome	4.6
..that this is a school you would recommend to others	4.6

★★★★★

OVERALL STUDENT SATISFACTION*

*MMG Survey results when averaged

★★★★★

OVERALL PARENT SATISFACTION*

*MMG Survey results when averaged

★★★★★

OVERALL TEACHER SATISFACTION*

*MMGs Survey results when averaged

Follow our College Community on Facebook or Through the Faith App.

Our Graduates

52
SENIOR STATEMENT

52
QCE

91.5 – 6%
77.85 – 65%
65.5 – 72%
ATAR

2 – Certificate 1
23 - Certificate II
30 - Certificate III
4 - Certificate IV

68
VET QUALIFICATIONS

11
Diploma in Business

71%
Received their first preference

95%
QTAC OFFERS

Post School Institutions of Year 12 QTAC Applicants in 2021:



5%



82%



5%



19%



THE UNIVERSITY OF QUEENSLAND AUSTRALIA

14%

Fields of Study	Offers
Architecture & Building (Urban & Regional Planning, Interior Design)	1
Creative Arts (Music, Graphic Design, Communication & Media)	1
Education	5
Engineering	1
Health	4
Management & Commerce	6
Information Technology	2
Society & Culture (Law, Economics, Psychology, Sport & Recreation)	1
Total	21



Next Step Destination Survey 2021

- + Conducted March – June 2022
- + Students participated online or via a computer-assisted telephone interview
- + 2021 results available in September 2022



80%
PARTICIPATION IN NEXT STEP SURVEY

Visit our website for more information about Next Steps

Next Step 2022 Post-School Destinations

Faith Lutheran College — Redlands



This is a summary of the post-school destinations of students from Faith Lutheran College — Redlands who completed Year 12 and gained a Senior Statement in 2021. The results are from the *Year 12 Completers Survey*, which is conducted approximately six months after students completed Year 12.



For more information about the survey visit the *Next Step* website www.qld.gov.au/nextstep. Regional and statewide reports will be available from October 2022.



75.0% response rate

39 out of 52 Year 12 completers from this school responded to the 2022 survey. *Results may not be representative of all Year 12 completers at this school.*

Post-school destinations



In 2022, 89.7% of Year 12 completers from Faith Lutheran College — Redlands were engaged in education, training or employment in the year after they completed school.



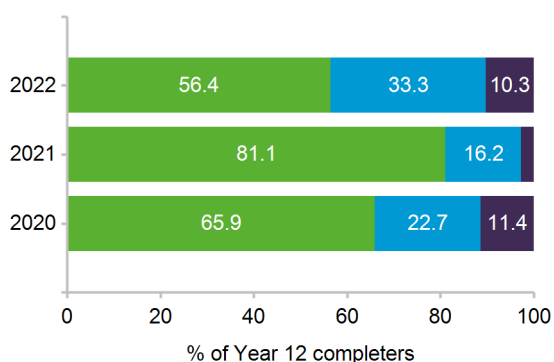
Of the 39 respondents, 56.4% continued in some recognised form of education and training. The most common study destination was bachelor degree.



A further 33.3% transitioned directly into paid employment and no further study.

All Year 12 completers were assigned to a *main destination*. Respondents who were both studying and working are reported as being in education or training, including apprentices and trainees.

Engagement over time



- Education or training
- Employment only
- Not in education, employment or training

Main Destination in 2022

